

Status of countermeasures for restoring from the accident at Fukushima Daiichi Unit 1 through 4. As of June 18th, 2011. (Estimated by JAIF)

		Unit 1	Unit 2	Unit 3	Unit 4	Notes	
Basic information	Type of plant	BWR-3	BWR-4	BWR-4	BWR-4		
	Electric / Thermal power output	460/1380	784/2381	784/2381	784/2381		
Plant status when hit by the earthquake	Operation status	In service → Shutdown	In service → Shutdown	In service → Shutdown	Outage		
	No. of nuclear fuels loaded in the reactor	400	548	548	0		
	No. of spent fuels stored in the SFP	292	587	514	1331		
	External power supply	Stopped due to the earthquake					
	Emergency power supply	EDGs automatically started up when the external power was lost but stopped later when tsunami hit the plants.					
Reactor cooling	Status	Core and fuel integrity	Damaged (core melt*1)	Damaged (core melt*1)	Damaged (core melt*1)	No fuels loaded	
		RPV structural integrity	Limited damage and leakage	Unknown	Unknown	No damage	
		PCV structural integrity	Damage and leakage suspected	Damage and leakage suspected	Damage and leakage suspected	No damage	
		Core cooling	Not functional	Not functional	Not functional	Not required	
	measures	Goal of STEP 1 (April through June)	Stable cooling (circulating injection cooling reusing accumulated water)				
		Cooling by minimum injection rate	Injecting freshwater into the reactor via feed water line at 4.6m ³ /h	Injecting freshwater into the reactor via feed water line at 4.9m ³ /h	Injecting freshwater into the reactor via feed water line at 11.1-11.2m ³ /h		Total injection flow: 20.7-20.8m ³ /h[6/16 05:00]
		Establishment of circulating injection cooling	Work for injection line in progress	Work for injection line in progress [4/9-]	Work for injection line in progress [4/16-]		
		Nitrogen gas injection into PCV	Injection continued [4/6-]	Work for injection line in progress [4/16-]	Work for injection line in progress [4/16-]		
		Flooding of PCV after sealing leaks	Studying	Studying	Studying		
		Securing heat exchange function	Work for secondary-loop piping in progress (5/13-)	Construction work to be started after improving the work environment	Construction work to be started after improving the work environment		
Challenge	Improving work environment	High radiation circumstance is hampering the work to restore reactor cooling. Preparation work such as removing radioactive debris, radiation monitoring is underway in each unit. TEPCO has begun running air-filtering equipment at the Unit2 R/B to remove airborne radioactive materials.[6/11]					
SFP cooling	Status	Fuel integrity in SFP	Unknown	Unknown	Unknown	No severe damage suspected*2	
		SFP cooling	Not functional	Not functional	Not functional	Not functional	
	measures	Goal of STEP 1 (April through June)	Stable cooling				
		Reliability improvement in injection operation	Injecting freshwater via SFP coolant clean up line	Switching from freshwater injection via SFP coolant clean up line to circulation cooling	Injecting freshwater via SFP coolant clean up line	Injecting freshwater via alternative injection line. Preparing system for cooling in a stable manner	Injecting corrosion inhibitor, hydrazine (H2NNH2), with freshwater [5/9-]
	Circulation cooling with Hx	Planned	In operation	Planned (Construction to be started in late June)	Planned		
Accumulated water	Status	Increase and accumulation of radioactively contaminated water	High level radioactive wastewater is accumulating in the R/B, T/B and RW/B of each unit. (about 92,000m ³ [5/31])				
		Goal of STEP 1 (April through June)	Securing storage place of high level radioactive wastewater				
	measures	Securing storage place	-Storage capacity of 14800m ³ (10,000m ³ +4,800m ³) for highly radioactive wastewater are secured by using the Centralized Radiation Waste Treatment Facility as water storage place. -Underground tank for high level radioactive wastewater (storage capacity: approx. 10,000m ³) to be installed in the mid August -Storage tanks to receive processed, low to middle level radioactive wastewater with the capacity of approx. 13,000m ³ installed (-5/31). Additional capacity to be installed at 20,000m ³ /month from the end of June.				PMB: Process Main Building MWRBTB: Miscellaneous Solid Waste Volume Reduction Treatment Building
		Transfer of radioactive waste water	Highly radioactive wastewater in Unit 2 and unit 3 has being translated the Centralized Radiation Waste Treatment Facility since April 19.				
		Installation of water process facility	-Highly radioactive wastewater treatment system for recycling water started operation on June 17. (processing capacity: 1,200m ³ /day) Water to be processed through the system is to be reused for reactor cooling after desalination of processed radioactive water will be installed in the late June.				
		Preventing contamination of the sea, etc.	-Silt fences installed. -Seawater circulatory purification system goes into full-scale operation. [6/13] -Blocking the concrete tunnels outside the T/Bs completed [6/10]				
	Challenge	Preventing overflow of high level radioactive waste water	Highly radioactive wastewater treatment system should be operated in stable and effective manner to prevent wastewater accumulated in unit-2 and 3 overflowing.				
	measures	Goal of STEP 1 (April through June)	Storing and processing low level radioactive wastewater				
		Increasing storage capacity	2,200tons of tanks installed. Approx. 16,000tons of tanks to be installed by the beginning of June. 12,000 tons of receiving capacity to be secured by the end of June.				
	Underground water	Status	Radioactive materials in the ground water	Radioactive iodine, I-131, cesium, Cs-134, 137, and Sr-89, 90 were detected from the subdrain, underground water collected and controlled in the facility, and the well water in the Fukushima Daiichi site. [4/7-]			
Goal of STEP 1 (April through June)			Preventing contaminated underground water from spreading to the sea				
	Mitigation of groundwater contamination	Pumps for correcting underground water called "subdrain" is to be restored in the middle of June. Subdrain is to be treated in accordance with the contaminated water management plan. Construction of wall for underground water isolation is under consideration.					
Radioactive materials in the atmosphere / soil	Status	Scattering of radioactive materials to the outside of the facilities	Radioactive materials and radioactively contaminated debris scattered due to the hydrogen explosion at Unit 1 and 3 R/Bs and other events.				Survey map on the site: http://www.tepco.co.jp/en/nu/fukushima-np/f1/index3-e.html
		R/B integrity	Severely damaged	Partly opened	Severely damaged	Severely damaged	
	measures	Goal of STEP 1 (April through June)	Preventing scattering of radioactive materials in the facilities and the site				
		Dispersion of inhibitor	Dispersion to the outside of buildings in progress [full operation from 4/26-] Dispersion to the R/Bs and T/Bs [5/27-]				
	Removal of debris	Removal of debris using remote-controlled heavy machine in progress [4/10-]					
	Installing R/B cover	Preparation work in progress [5/13-] Installation work of the cover to be	-	Designing	Planning		
Tsunami reinforcement, etc.	measures	Goal of STEP 1 (April through June)	Enhancement of countermeasures against aftershocks, etc.				
		Countermeasures against tsunami	-Transferring emergency power sources to the upland [4/15] -Addition of redundant water injection line [-4/15] -Setting fire trucks etc. to the upland [-4/18] -Planning to install a temporary tide barriers [by the end of June]				
		Planning and implementation of reinforcement work of each unit	-Carry-in and setup of the supporting structure under the bottom of the Unit 4 SFP started. [6/7] -Soundness of structure analysis and evaluation for each unit in progress. Seismic safety confirmed for Unit 1 and 4 [5/28]				
	Various radiation shielding	Pipe work completed, pumping vehicle set [5/17]					
Plant parameters	Reactor	Reactor water level (mm) [6/18 05:00]	A: Below the lower end of gauge, B: -1600. Reading mostly steady	A: -1500, B: -2100. Reading mostly steady	A: -1850, B: -2300. Reading mostly steady	-	■ "A", "B" shows the group of the redundant instruments ■ Reactor water level shows the length of the fuel not covered with water ■ Trend data of primary parameters are available at Japan Nuclear Technology Institute's Home Page: "http://www.gengikyo.jp/english/shokai/special_4.html". **Continuously monitoring the status
		Reactor pressure (MPa) [6/16 05:00]	A: 0.027, B: -, Measured with temporary pressure indicator [6/4-]	A: -0.016, B: -0.005. Reading mostly steady**	A: -0.145, B: -0.106. Reading mostly steady**	-	
		RPV temperature at feedwater nozzle (°C)[6/18 05:00]	114.2. Reading mostly steady**	108.0. Reading mostly steady	140.5. Upward trend ending**	-	
		RPV temperature at the bottom of the vessel (°C)[6/18 05:00]	98.7. Reading mostly steady	105.8. Instrument failure	151.5. Upward trend ending	-	
	PCV	Pressure of drywell (MPa) [6/18 05:00]	0.1349. Reading mostly steady	0.010. Decreasing	0.1006. Reading mostly steady	-	
		Pressure of suppression pool (MPa) [6/18 05:00]	0.115. Reading mostly steady	Below the lower end of gauge. Instrument failure	0.1846. Reading mostly steady	-	
	Pool	Water temperature of SFP	Instrument failure	31°C [6/18 05:00]	62°C (5/8)	84-85°C (6/17 16:10)	
	Accumulated water	R/B basement	Volume*3	3,900m ³ [5/31]	6,000m ³ [5/31]	6,400m ³ [5/31]	6,500m ³ [5/31]
			Radioactivity*3	4.0E+5Bq/cm ³	1.9E+7Bq/cm ³	3.8E+5Bq/cm ³	2.0E+5Bq/cm ³
		T/B basement	Volume*3	8,400m ³ [5/31]	11,400m ³ [5/31]	13,600m ³ [5/31]	11,800m ³ [5/31]
Radioactivity*3 (Dose at water surface)			4.0E+5Bq/cm ³ (60mSv/h[4/28])	1.9E+7Bq/cm ³ (1,000mSv/h以上[3/28])	3.8E+5Bq/cm ³ (120~750mSv/h[3/24,4/22])	2.0E+5Bq/cm ³ (4.5mSv/h[4/21])	
RW/B basement		Volume*3	1,100m ³ [5/31]	2,400m ³ [5/31]	2,300m ³ [5/31]	3,700m ³ [5/31]	
		Radioactivity*3	4.0E+5Bq/cm ³	1.9E+7Bq/cm ³	3.8E+5Bq/cm ³	2.0E+5Bq/cm ³	
Concrete tunnel outside of T/B		Volume*3	2,800m ³ [5/31]	4,800m ³ [5/31]	5,800m ³ [5/31]	900m ³ [5/31]	
		Radioactivity*3 (Dose at water surface)	6.9Bq/cm ³ (0.4mSv/h[3/27])	1.1E+7Bq/cm ³ (>1,000mSv/h [3/27])	2.4E+5Bq/cm ³	2.0E+5Bq/cm ³	
	Total volume	91,800m ³ (Approx. 105,000m ³ including the wastewater transferred to the Centralized Radiation Waste Treatment Facility)					
Environmental effect in the vicinity of the station		-Air dose rate: 5-120 μ Sv/h at the NPS border (Monitoring Post), 358 μ Sv/h at the south side of the office building, 14 μ Sv/h at the wet gate [6/17 09:00] -Some radioactive materials (I, Cs, Pu, Am Cm and Sr) has been detected in the soil sampled at the site. Radioactive materials have been detected in samples collected from underground water and also seawater at or near the site. Environmental monitoring has been enhanced [4/16-]. Sr-89, 90 exceeding the regulatory limit have been detected from the seawater sampled on 5/16 near the seawater intake.				Air dose rate: http://www.tepco.co.jp/en/nu/fukushima-np/f1/index-e.html Air, seawater, underground water soil, etc.: http://www.tepco.co.jp/en/nu/fukushima-np/f1/index2-e.html	
Radiation exposure of the workers		TEPCO is examining 3,726 workers who have worked at the plant since March 11th for exposure to radiation. Of that number, 2,367 have undergone medical checkups. It revealed that 102 received radiation doses above 100 mSv. (100-200mSv: 88 workers, 200-250mSv: 6 workers, 250mSv-: 8 workers) Amount of doses that the 2 workers who received most are 643mSv and 678mSv..[6/13] *The allowable emergency limit for radiation doses: 250 millisieverts					

*1 TEPCO's analysis [announced on 5/15,23]

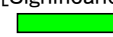


*2 TEPCO estimated that there was no severe damage to the fuel in the Unit 4 SFP based on the concentration of radioactive materials in the pool and the pictures of the pool. [4/13,28,29]

*3 Rough estimate by TEPCO [announced on 5/31]




[Source]

Government Nuclear Emergency Response Headquarters: News Release,
Press conference
NISA: News Release, Press conference
TEPCO: Press Release, Press Conference

[Significance judged by JAIF]

 :Low
 :High
 :Severe (Need immediate action)

[Progress of countermeasures]

 : Completed
 : Under construction
 : To be done (including studying and manufacturing)

[Abbreviations]

SFP: Spent Fuel Storage Pool
EDG: Emergency Diesel Generator
RPV: Reactor Pressure Vessel
PCV: Primary Containment Vessel
R/B: Reactor Building
T/B: Turbine Building
RW/B: Radioactive Waste Disposal Building
RHR: Residual Heat Removal system
CST: Condensate water Storage Tank
Hx: Heat exchanger